

SCCP Kids Connection



Announcing: Love and Logic Parent Workshop

February 2012

Families are the cornerstone of education and, in our effort to partner with you as you raise your children, SCC Preschool is pleased to announce an upcoming workshop.

On February 24th, Tonya Lewis of *Love and Logic*, will present her workshop—*Avoiding Power Struggles*. Join us as she explores ways to guide children using positive discipline techniques.



When: Feb. 28

6:30-8:30 p.m.

Where: SCC Church

Cost: \$20

Other: Register by 2/22 at tjklewis@gmail.com or call 782-9536

Reminders and Important Dates:

1/24 Preschool/ kindergarten registration for church members and currently enrolled students (8:00 a.m.-12:00 p.m.)

1/25 Preschool/ kindergarten registration open to "alumni" families (9:00 a.m.-12:00 p.m.)

1/26 Preschool/ kindergarten registration open to public (9:00 a.m.-12:00 p.m.)

1/27 SCC Church Family Connections Night (page 2)

2/13-2/14 Valentine Parties

2/15 Chick-Fil-A Day

2/20 President's Day—School Not in Session

2/24 Love and Logic Workshop: *Avoiding Power Struggles* (6:00 -8:00 p.m.) Cost: \$20

2/29-3/1 Dr. Suess Day

Looking Ahead

3/9 Staff Development—No School


3/26-3/30 Spring Break

Preschool Wish List

- Unscented baby wipes
- Ziploc sandwich bags
- 8x11 copy paper
- Construction Paper
- Left over Christmas cards or envelopes for post office play
- Old magazines with a lot of pictures of people

Make time for a potty stop!

Please remember to take your child to the bathroom before class. Several children are missing circle time at the beginning of the session because they need to visit the restroom.



Thanks for your help!
Preschool Teaching Staff

Class News

Honeybees

Dear Parents,

LOVE, LOVE, LOVE...is what we'll talk about this month. We'll begin with learning about Christ's love for us then move on to loving your neighbor, loving your family, loving your friends, loving your pets, and loving yourself.

Pink is our color for the month and, of course, the heart is the shape of emphasis.

A family picture (including pets) would be appreciated so we can talk about who is in our family.

Thank you!

The Honeybee Teachers

Toddler Property Laws

1. If I like it, it's mine.
2. If it's in my hand, it's mine.
3. If I can take it from you, it's mine.
4. If I had it a little while ago, it's mine.
5. If it's mine, it must never appear to be yours in any way.
6. If I'm doing or building something, all the pieces are mine.
7. If it looks just like something of mine, it is mine.

-Author Unknown

SCC Church News

Family Connections Night

All families at all stages are invited to come and make a difference on **Friday, January 27th**.

We'll meet at the church at **6:00 p.m.** and will conclude around **8:30 p.m.**

Then, we'll head into the surrounding area as a family (or with another family) and offer to serve our neighbors (i.e. pick up trash in the park, sweep a walkway, etc.)

Contact the church for more information.

Sunbeams

Dear Parents,

February will be very exciting! We will focus on love and care of others. We would like to share our love with children who are sick and in the hospital by doing an outreach/service project to encourage the children as they learn about the joy of giving to others in need. More information will follow.

We will set up a "post office" learning center to give the boys and girls an opportunity to "write" letters and mail them. **Please bring a self-addressed stamped envelope (addressed to your family) by February 6 & 7** for a special activity.

Parent "homework" for the month: Please record why your child is special on the pink heart that we sent home.. If you could also

complete the yellow sheet about your family and send in a small family photo, we would appreciate it. **(Due February 6 & 7)**

Valentine parties will be **Feb. 13 & 14**. Children are invited to bring signed Valentine cards in **non-addressed** envelopes. This simplifies Valentine delivery. (Note: There are 12 children in each class.)

We appreciate your involvement!

Sincerely, Mrs. Blanton & Mrs. B



Butterflies

Dear Parents,

January is over and the dinosaurs are leaving with it. We have all enjoyed the dinosaur unit, but it's time to put the T-rex away.

February will bring a lot of excitement! We will begin the month talking about Valentine's Day. Our Valentine parties will be Monday, February 13th and Tuesday, February 14th. Mid-month, we

will begin learning all about transportation. This new unit is full of fun, hands-on activities and certain to be a great month for everyone!

Valentines—If you would like to have your child exchange Valentine cards, please do not address them to a specific child. Just sign your child's name (or have him/her do a few) and bring them to school on party day. Your child

will need 15 Valentines for his/her classmates. If you would like to include a special Valentine treat (stickers, pencils, candy, etc.) feel free to do so. We appreciate your help!

Reminder—Monday, February 20 is President's Day. School will not be in session.



Class News (cont.)

Rainbows

Dear Rainbow families,

February is sure to be another busy month for us!

Valentine parties will be held on either Monday, **February 13th** or Tuesday, **February 14th**. The day of the party, each child will need to bring 16 signed valentine cards (not labeled) to hand out and a plain wrapped shoebox (with an opening cut out on top) to be decorated that day.


You may also notice fewer art projects coming home throughout the month as we begin to create masterpieces for our "Art from the Heart Gala".

We'll focus on the letters "N", "O", and "P". Popcorn for letter "P" will boost our sensory experiences when we explore the five senses. Expect excitement from your children as they participate in a range of sensory experiences.

Finally, we'll conclude the month by blasting off in outer space so dig out those spacesuits!

Sincerely,

The Rainbow Teachers



Songs and Such

Right and Left

This is my right hand

I raise it up high.

This is my left hand

I reach for the sky.

Right hand, left hand

Round and round.

Right hand, left hand

Pound, pound, pound.

We Can Jump

We can jump, jump, jump.

We can hop, hop, hop.

We can clap, clap, clap.

We can stop, stop, stop.

We can shake our heads "yes".

We can shake our heads "no".

We can bend our knees a little bit and sit down slow.

Dinosaurs

Five enormous dinosaurs letting out a roar,

One went away and then there were four.

Four enormous dinosaurs munching on a tree,

One went away and then there were three.

Three enormous dinosaurs didn't know what to do,

One went away and then there were two.

Two enormous dinosaurs having lots of fun,

One went away and then there was one.

One enormous dinosaur afraid to be a hero,

He ran away and then there were zero!

Recommended Books

- *Clifford's First Valentine's Day*
(Norman Bridwell)
- *What Is Valentine's Day?*
Lift-the-Flap (Harriet Ziefert)
- *The Night Before Valentine's Day* (Natasha Wing)
- *Bones, Bones, Dinosaur Bones*
(Byron Barton)
- *How Do Dinosaurs Say I Love You?*
(Jane Yolen)
- *Stars! Stars! Stars!*
(Bob Barner)
- *Zoom! Zoom! Zoom! I'm Off to the Moon*
(Dan Yaccarino)
- *Flora's Blanket*
(Debi Gliori)
- *Everything a Child Should Know About God*
(Kenneth Taylor)

10 Fun Ways to Build Concept Knowledge

As new families tour the school, many ask in what ways they can prepare and “work” with their little one before the next academic year begins.


While some children enjoy workbooks and using flash cards, there are other ways that may provide more relevant learning opportunities and fun for your preschooler or soon-to-be kindergartner.

A few simple, enjoyable activities you might enjoy doing together include the following:

1. Go on a shape scavenger hunt. How many shapes can you name? (Concept: Math)
2. Bundle up and take a “listening” walk. What sounds do you hear? (Concept: Auditory Skills)
3. Crumple up newspaper and have a snowball fight. (Concept: Fine Motor)

4. Draw a picture and cut it into 6- 12 puzzle pieces. (Concept: Spatial Relationships)
5. Play alphabet or number BINGO. Look for patterns at www.dltk bible.com.
6. Take a field trip to the library, post office, or fire station. Most businesses will be happy to show you around. (Concept: Social Studies)
7. Read books. (Concepts: Print Awareness, Language Skills)
8. Use yarn to practice “writing” letters (Concept: Alphabetic Principle)
9. Use play dough and cookie cutters to create an AB, ABBA, or ABC pattern. (Concept: Mathematics)

10. Recite *Jack Be Nimble* together. Place a candle on the floor and “jump over the candlestick”. Change the words. What other ways can your child get over the candlestick (i.e. crawl, march, tiptoe, etc.)?



Valentine Game Idea:

Steal My Heart (taken from www.familyfun.com)

Put your Valentine's Day sweets to a playful new use with this simple game.

What You Need

- Bowl of candy hearts
- Chopsticks

Instructions

1. To set up, place a bowl of candy hearts on a flat surface within easy reach of the players and hand each person a pair of chopsticks.
2. Set a timer for about 2 to 5 minutes, depending on the ages of your players.
3. At “Go,” contestants start removing hearts from the bowl using only their chopsticks, placing the candies in front of them. When time is up, the player with the most hearts wins!

Prayer Partners

Christ instructs us to pray for one another and, as part of our ministry to your family, we are here to do just that. If we can pray for or with you in any way, please stop by Tammy’s office or fill out the attached form and place it in the drop box just near the Welcome

Name (optional)

Date

Prayer Request

Mark your preferences below:

Please keep this request confidential. (yes/no)

OR

Feel free to pray for me during staff devotions. (yes/no)

