

SCCP Kids Connection



5 Easy Ways to Simplify Holiday Demands & Enrich Family Traditions

December 2011/
January 2012

Have you ever lost sight of the wonder of Christmas? Do you sometimes feel the holiday season is more about gifts, parties, and obligations than it is about the celebration of Christ's birth? Would you like your children to engage in family traditions that focus attention on the One who gave up the glories of heaven in order to share salvation with mankind?

Consider trying a few of the following ideas to simplify holiday demands and enrich your family traditions.

Gift-giving Alternatives
Consider choosing a gift from an organization like Heifer International. You and your family can purchase chicks, goats, and other animals in honor of those on your Christmas list AND provide a source of income and food for people in developing countries. (www.heifer.org)

OR

Encourage your child to make a simple drawing on plain white paper. Reduce the image, write a short holiday message, and photocopy. Send a set of stationary to your closest friends and family!

Sweets for the Sweet

Christmas can be a lonely time for some people. Perhaps you can share the love of Christ by asking that new neighbor or church member to join you for a cookie baking or candy making session.

It's in the Mail

Just before eating dinner, make time to read any Christmas cards that arrived during the day. Then, invite your family to join you in praying for those individuals.

Prepare for the King

Are looking for an easy way to teach your child about Christ's birth? Visit www.ehow.com to download directions for a fun Advent calendar project that introduces the story of the Nativity.

Lastly, take a moment to step back from the hustle and bustle and reflect on the words of Isaiah 9, "For to us a child is born, to us a son is given...And he will be called Wonderful Counselor, Mighty God, Everlasting Father, Prince of Peace."

My prayer for you is that this season will bring a renewed sense of Christ's peace to your heart as you celebrate the birth of the King.

Blessings and Merry Christmas,

Tammy Kennington



Reminders and Important Dates:

Dec. 12/13- Christmas Programs @ 10:00/1:30 (Students in "formal" attire)

Dec. 14/15-PJ & Popcorn Day (Movie: The Little Drummer Boy by Ezra Jack Keats)

Dec.19 Christmas Break Begins

Jan. 9-School Resumes

Jan. 16-MLK Jr. Day-No School

Jan.18/19 Parent/Teacher Conferences (School in Session)

Jan. 24/25-Team/Pizza Day (Wear your favorite team gear!)

Jan. 24 (8 a.m.-12 p.m.) Preschool Registration - Current families/ SCC church family

Jan. 25 (9 a.m.-12 p.m.) Preschool Registration-Alumni

Jan. 26 (9 a.m.-12 p.m.) Public Registration

Class News

Honeybees


Dear Parents,
Happy holidays! This month is packed full of activities and fun for all. The Honeybees will be working on a fantastic gift for their parents.

Afterward, we'll head back to our classroom for a "Happy Birthday, Jesus" party. THANK YOU to those of you who signed up to bring snacks for our celebration.

Honeybees can come to school in their favorite PJ's on **December 14th** when we have our PJ and Popcorn Day. (Please note: We will be serving Pirate Booty to our 2's rather than popcorn to avoid any potential choking hazards.)

We will continue to focus on fine motor skills, numbers, shapes and colors. We will be talking about the first Christmas (Jesus and the Nativity) and what Christmas means to each of us.

We are excited for you to join us on **December 12th** for our Christmas program. (Student attire is "Sunday school best".)



Christmas blessings to all,
Mrs. Mensing & Mrs. Patterson

Sunbeams

Dear Parents,
December is probably the most exciting month of the year for young children. We will take time to focus on Jesus—God's special gift to us. The children will experience the joy of giving by making gifts for others. We will celebrate the true meaning of Christmas with a birthday party for Jesus.


The colors for the month will be red and green. Our shape will be the triangle.

The last day before our Christmas break will be PJ day and we will watch a movie together. What fun!

The first day children return to school is a special day for ALL of the boys and girls to bring Show and Tell. Everyone is invited to bring something special to share

with the class.
May you have a blessed Christmas and a fun New Year!

Love,
Mrs. Blanton
and Mrs. B



Butterflies

Dear Parents,
The month of December is probably the most exciting month of the year for young children. Advent, the season of preparation, is a busy time. It is a very happy time at school and home—especially is we plan ways to involve the children in our preparations and celebrations. At preschool, the boys and girls will experience the joy of



giving by making gifts for others.
Christmas Tree Homework-Your child will be bringing a large Christmas tree shape home. Please have fun decorating the tree with your family and send it back to school where we can it off! Feel free to decorate any way you'd like.

Important Dates-Our Christmas program will be on **December 12th** and **December 13th**. The

parties will be at **10:00** for the morning class and **1:30** for the afternoon class. Parents, family and friends are all invited.

Needs for the month-We need shoe boxes with a detached lid.

Reminder-We do plan to go outside and enjoy the fresh air and sunshine. Please send your child with a coat every day since our weather is unpredictable. Merry Christmas and Happy New Year!



Class News (cont.)

Rainbows

Merry Christmas! This whole month we will be focusing on the Christmas story straight from Luke 2: 1-20. Each class session the teacher will briefly light Advent candles as we break the story into four special parts to help the children truly understand what Christmas is all about.

Our Bible verse for December is, "Christ the King is born." Luke 2:11.

We will also be learning about the letters I and J this month and making some special gifts!

We wish you all a very blessed Christmas season!



LIGHT OF THE WORLD CHRISTMAS EVENT

What? A family Christmas music program for all ages

When? Sunday, Dec. 11 5:00 p.m.-6:00 p.m.

Cost? FREE

Other? Refreshments and nursery available for children up to age 3

Reindeer Pokey (Sung To: Hokey Pokey)

You put your antlers in,
you put your antlers out,
you put your antlers in,
then you shake them all about.

You do the reindeer pokey
And you turn yourself around,
That's what it's all about.

You do the reindeer pokey
And you turn yourself around,
That's what it's all about.

You put your whole self in,
you put your whole self out,
you put your whole self in,
then you shake them all about.

You put your hooves in,
you put your hooves out,
you put your hooves in,
then you shake them all about.

You do the reindeer pokey
And you turn yourself around,
That's what it's all about.

You do the reindeer pokey
And you turn yourself around,
That's what it's all about.

Here is The Chimney

You put your tail in,
you put your tail out,
you put your tail in,
Then you shake them all about.

Here is the chimney, (make fist with thumb inside)
Here is the top, (put other hand over fist)
Open the lid, (remove hand from fist)
And out Santa will pop. (pop up thumb from fist)

You do the reindeer pokey
And you turn yourself around,
That's what it's all about.

You put your red nose in,
you put your red nose out,
you put your red nose in,
then you shake them all about.

You do the reindeer pokey
And you turn yourself around,
That's what it's all about.

Christmas Star Ornament Activity

Mix:

- 1 cup applesauce
- 1 cup cinnamon

Roll flat to 1/4 inch and cut with a Christmas star cookie cutter.

Use a straw to make a small hole near one tip.

Air dry for a few days. String and hang!



December 2011

Sun	Mon	Tue	Wed	Thu	Fri	Sat
				1 Read the Gingerbread Baby by Jan Brett.	2 Play games on Jan Brett's web-site (janbrett.com)	3
4	5 Make a gingerbread puppet with a paper bag	6 G is for Gingerbread. Look for letter G items.	7 Bake gingerbread cookies.	8 Make Christmas bow patterns (AB, ABA, ABBA)	9 Dip gift bows in white paint & make snowflakes.	10
11	12 Wrap blocks in gift paper.	13 Hole punch Xmas cards and practice sewing.	14 Visit www.firstschool.ws Choose a project.	15 Make paper snowflakes.	16 Make paper snowballs—have a fight!	17
18	19 Play a board game together!	20 Write a thank you letter to God.	21 Act out the story of the Nativity.	22 Roll a tissue tube in peanut butter & bird seed. Hang.	23 Practice zipping & buttoning.	24
25	26 Visit a museum.	27 Play BINGO (templates @ www.dltk-cards.com)	28 Draw a picture, copy, send as a thank you.	29 Bake cookies for a neighbor.	30 Help sort and fold laundry.	31

When your child completes four or more activities, visit Mrs. Kennington's office and your little one can choose something special from her Happy Basket!



Helping Hands

We are inviting families to share the gift of a holiday meal with others in the preschool community who are struggling financially due to unexpected circumstances.

If interested, please drop your gift card of any amount from Target, Kings Sooper, etc. in Tammy mailbox. We'll give your gift to another family who will enjoy the blessing of your kindness!


Thank you for your generosity.

Thank you volunteers!

Our thanks are extended to all of our wonderful parent (and grandparent!) volunteers who have made our first quarter such a success. Your assistance is invaluable and greatly appreciated.

Prayer Partners

Christ instructs us to pray for one another and, as part of our ministry to your family, we are here to do just that. If we can pray for or with you in any way, please stop by Tammy's office or fill out the attached form and place it in the drop box just outside the preschool office.



Name (optional)

Date

Prayer Request

Mark your preferences below:

Please keep this request confidential. (yes/no)

OR

Feel free to pray for me during staff devotions. (yes/no)